

Sky Princess®

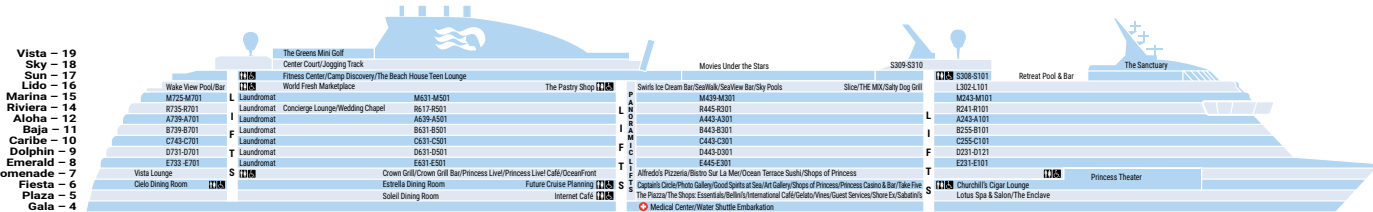
Guest Capacity: 3,660

Length: 1,083 ft.

Gross Tonnage: 144,650

Inaugural Cruise: December 4, 2019

Christened by: Captain Kay Hire and Poppy Northcutt



◀ Aft

Forward ▶

Sky 18

Sun 17

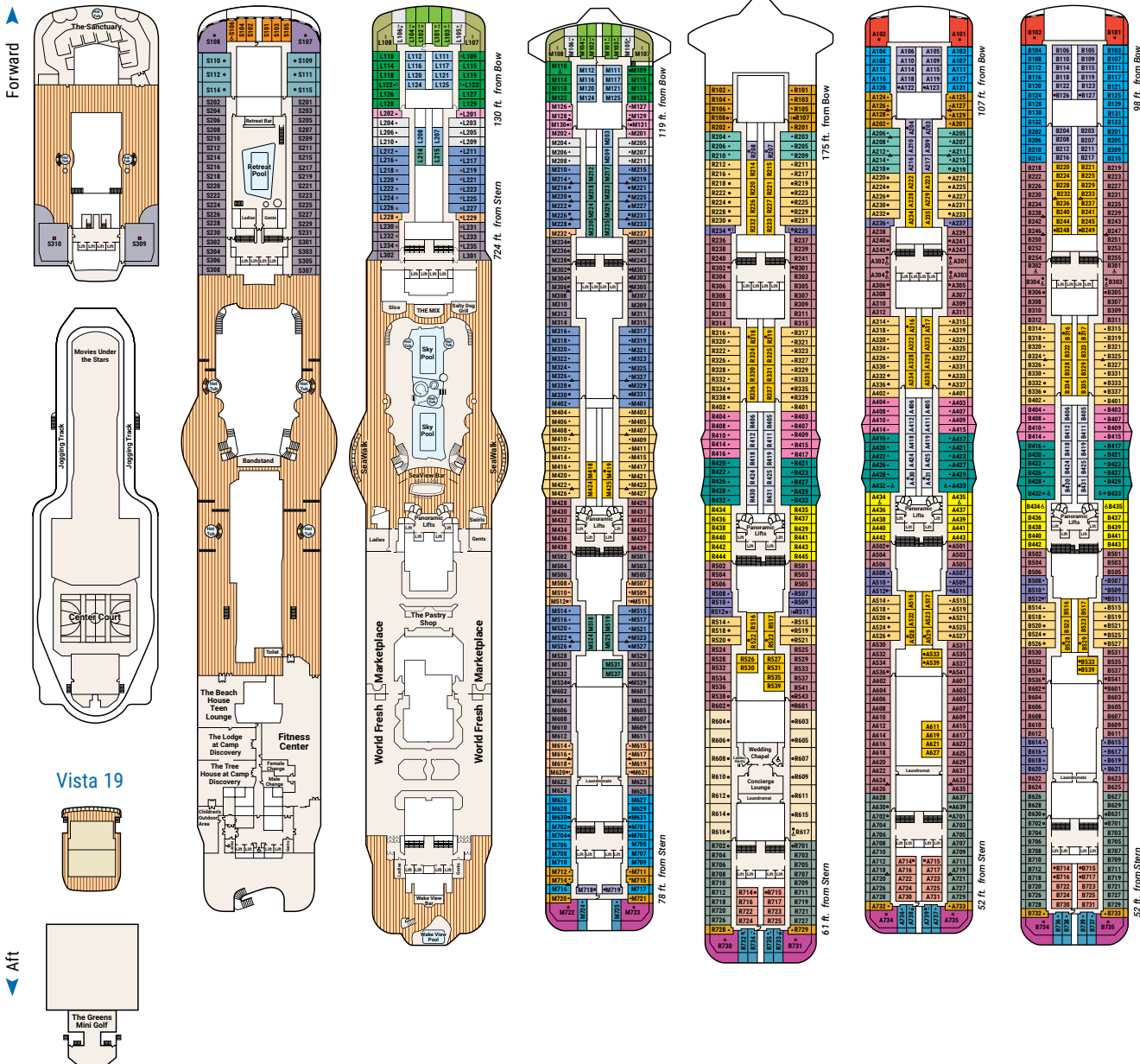
Lido 16

Marina 15

Riviera 14

Aloha 12

Baja 11



Public venues and stateroom categories may vary and are subject to change.

Stateroom Description

SUITE

- S0 Sky suite** Mid-forward (Sky)
- S2 Owner's suite** Aft (Emerald)
- S3 Penthouse suite** Aft (Marina, Riviera, Aloha, Baja, Caribe, Dolphin)
- S4 Penthouse suite** Mid-aft (Riviera), Forward (Sun)
- S5 Premium suite** Forward (Aloha, Baja, Caribe, Dolphin)
- S7 Window suite** no balcony Forward (Sun)

CLUB CLASS MINI-SUITE

- M1 Premium** Mid-ship (Riviera, Aloha, Baja)
- M6 Premium** Forward (Lido, Marina)

MINI-SUITE

- MA** Mid-ship (Riviera, Aloha, Baja, Caribe)
- MB** Mid-forward, Mid-aft (Riviera, Aloha, Baja, Caribe), Mid-ship (Marina)
- MC** Mid-forward (Lido, Marina, Emerald), Mid-aft (Marina)
- ME** Forward (Riviera, Aloha), Aft (Emerald)
- MF** Forward (Lido, Marina, Emerald)
- DE** Premium Aft (Marina, Riviera, Aloha, Baja, Caribe, Dolphin, Emerald), Forward, Mid-forward (Dolphin)
- DA** Mid-ship (Dolphin)
- DB** Mid-forward (Riviera, Aloha, Dolphin), Mid-aft (Riviera, Aloha, Baja, Caribe, Dolphin)
- DC** Mid-forward (Lido, Marina), Mid-aft (Marina)
- DD** Aft (Riviera, Aloha, Baja, Caribe)
- DE** Forward (Riviera, Aloha, Dolphin), Aft (Marina)
- DF** Forward (Lido, Marina, Emerald)
- DW** Obstructed view Forward (Lido, Marina, Emerald) Mid-forward, Mid-ship, Mid-aft (Emerald)

BALCONY

- BA** Mid-ship (Riviera, Aloha, Baja, Caribe, Dolphin)
- BB** Mid-forward, Mid-aft (Riviera, Aloha, Baja, Caribe, Dolphin), Mid-ship (Marina)
- BC** Mid-forward (Sun, Lido, Marina), Mid-aft (Marina)
- BD** Aft (Riviera, Aloha, Baja, Caribe, Dolphin)
- BE** Forward (Aloha, Baja, Caribe, Dolphin), Mid-forward (Dolphin), Aft (Marina)
- BF** Forward (Sun, Lido, Marina, Emerald)
- BW** Obstructed view Mid-forward, Mid-ship, Mid-aft, Aft (Emerald)

OUTSIDE

- O6 Premium** Forward (Sun)

INTERIOR

- IA** Mid-ship (Riviera, Aloha, Baja, Caribe, Dolphin)

INTERIOR (CONT.)

- IB** Mid-forward, Mid-aft (Riviera, Aloha, Baja, Caribe, Dolphin), Mid-ship (Marina, Emerald)
- IC** Mid-forward (Lido, Marina, Emerald), Mid-aft (Marina, Emerald)
- ID** Aft (Riviera, Aloha, Baja, Caribe)
- IE** Forward (Riviera, Aloha, Baja, Caribe, Dolphin), Aft (Marina)
- IF** Forward (Lido, Marina, Emerald)

- & Fully Accessible stateroom, roll-in shower only
- Will accommodate fourth or fifth person
- Will accommodate third and fourth person
- ▲ Will accommodate third person
- † Balcony door blocked when upper berth is in use
- ‡ Balcony access when in port only
- * Connecting staterooms

Caribe 10

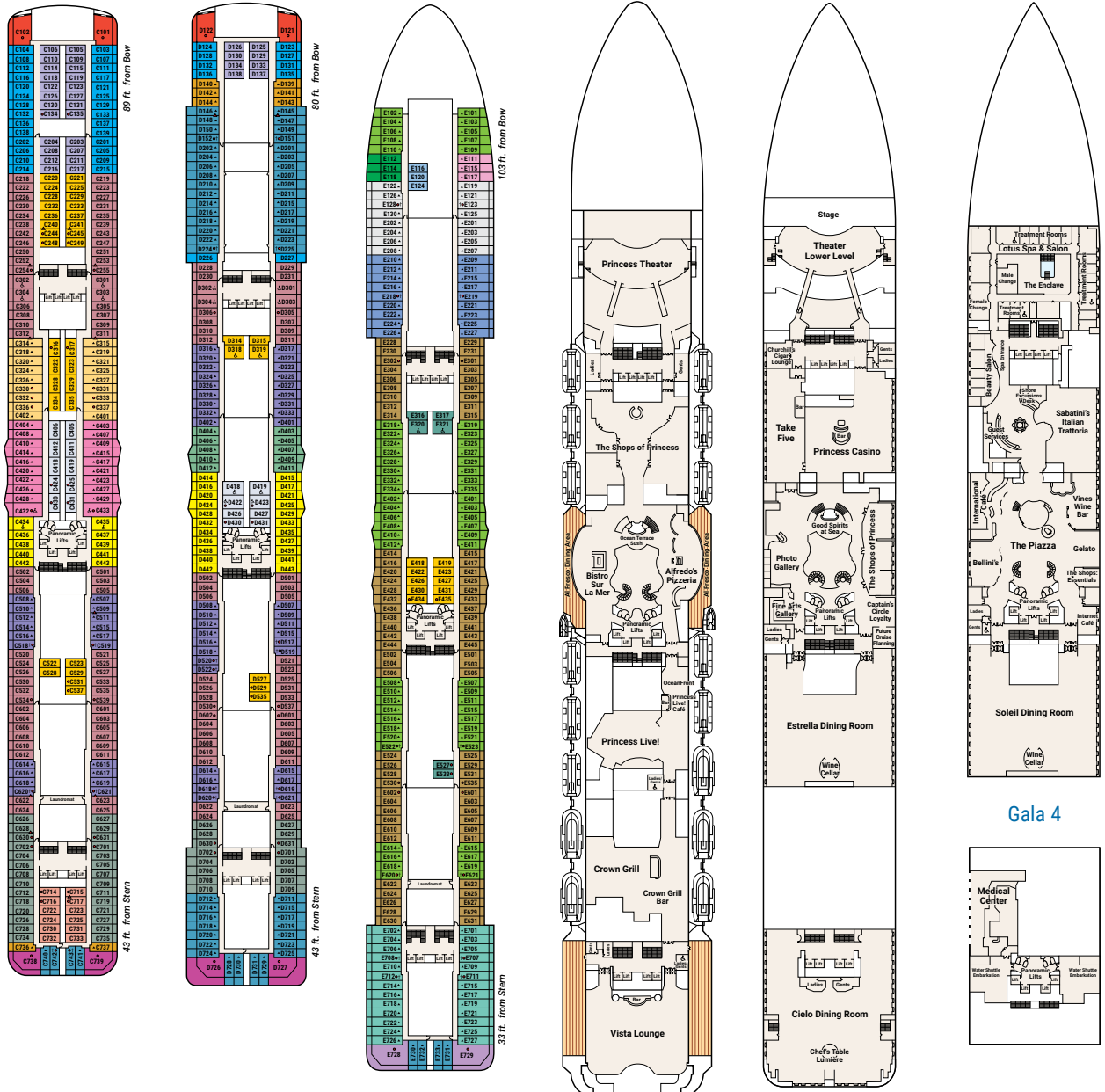
Dolphin 9

Emerald 8

Promenade 7

Fiesta 6

Plaza 5



Note: Some areas of the ship are not accessible to wheelchairs and scooters. Distances shown are from the bow (forward) to the nearest stateroom. Certain stateroom categories may vary in size and configuration by ship. Stateroom views are considered unobstructed. Obstructions do not include certain nautical items like handrails, dividers or ship hardware. For balcony staterooms, the view is determined from the perspective of the balcony railing. Balconies may have either solid steel or glass railings. Upper berth and bed ladder capacities are 250 lbs. Staterooms that can accommodate rollaways have two lower berths and one upper berth, and the staterooms can accommodate a fourth berth as a rollaway bed upon request at time of reservation. There are a limited number of rollaway beds per ship, per voyage. Use of rollaway beds restricts cabin space. Call 1.800.774.6237 for more information.