

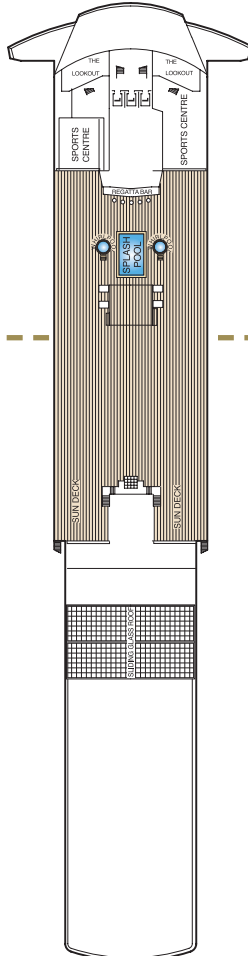


QUEEN MARY 2 DECK PLANS

Stateroom Category

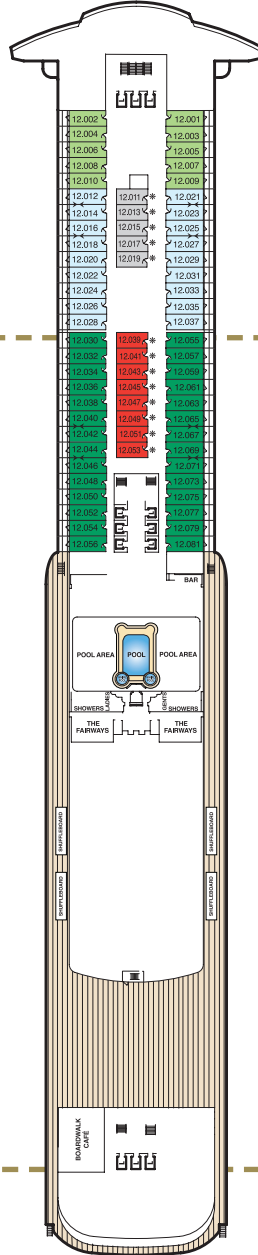
Grand Duplexes		
Aft High Deck 9	Q1	
Duplexes & Suites		
Forward/Aft High Decks 9,10	Q2	
Royal Suites		
Forward High Deck 10	Q3	
Penthouse		
Midships/Aft High Decks 9,10	Q4	
Queens Suites		
Midships High Decks 9,10,11	Q5	
Forward High Decks 9,10	Q6	
Midships High Decks 8,9	Q7	
Princess Suites		
Midships High Deck 10	P1	
Forward High Deck 10	P2	
Club Balcony		
Midships High Deck 12	AA	
Forward High Deck 12	AC	
Balcony		
Midships High Decks 8,11	BA	
Forward High Decks 8,11,12	BB	
Balcony (sheltered)		
Midships Low Decks 4,5,6	BC	
Forward/Aft Low Decks 4,5,6	BD	
Balcony (obstructed view)†		
Midships High Deck 8	DA	
Forward High Deck 8	DC	
Oceanview		
Forward/Aft Low Decks 4,5,6	ED	
Atrium View Inside		
Midships Low Decks 5,6	HB	
Standard Inside		
Midships High Decks 10,11,12	IA	
Midships Low Decks 4,5,6	IB	
Forward High Decks 9,10,11,12	IC	
Forward/Aft Low Decks 4,5,6	ID	

Deck 13



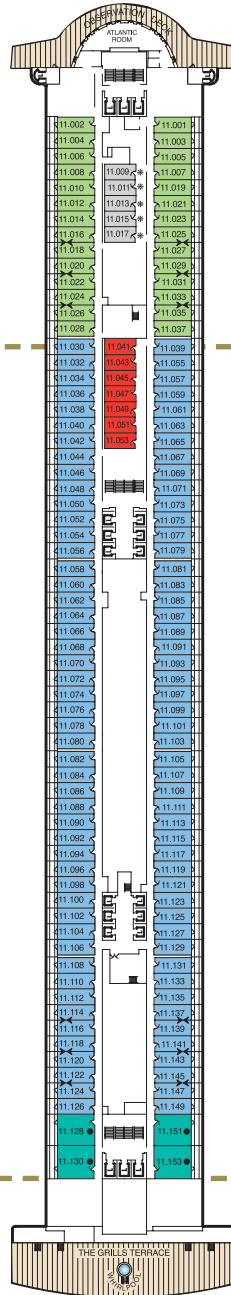
Deck 12 (High)

(Staterooms 12.001-12.081)



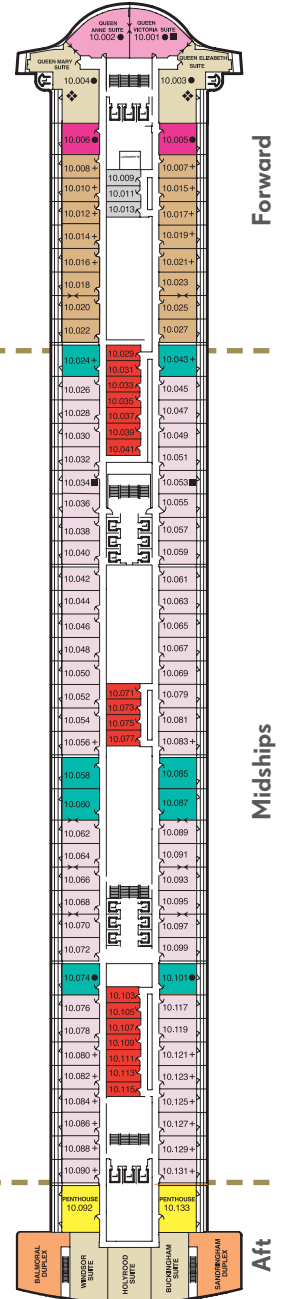
Deck 11 (High)

(Queens Suites, Staterooms 11.001-11.153)



Deck 10 (High)

(Grand Duplexes/Duplexes, Royal, Queens & Princess Suites, Penthouses & Staterooms 10.001-10.133)

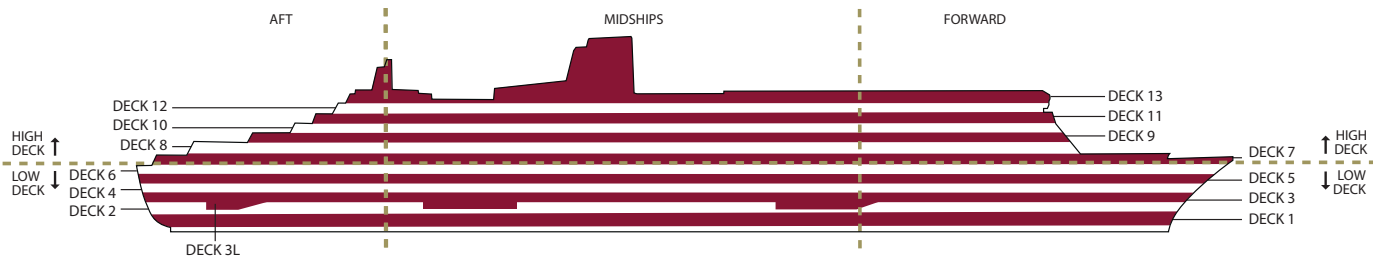


Ship facts

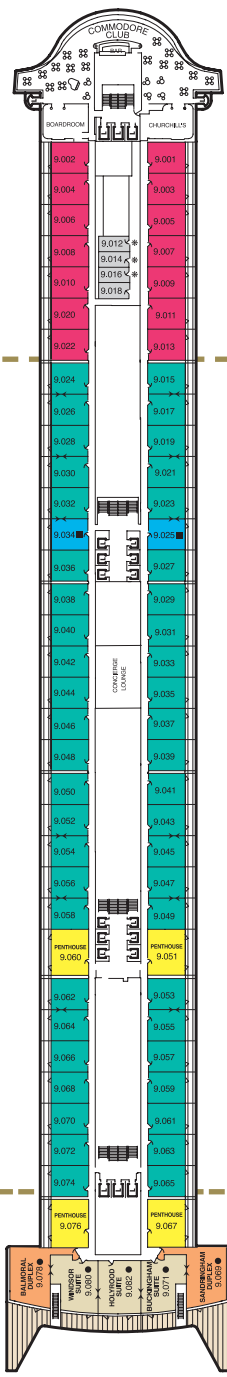
Entered Service:	2004
Refit:	November 2011
Country of Registry:	Bermuda
Speed:	28 knots
Gross Tonnage:	151,400 GRT
Passenger Capacity:	2,620
No of Crew:	1,253
Length:	1,132 feet
Width:	131 feet
Draft:	32 feet

Key to symbols

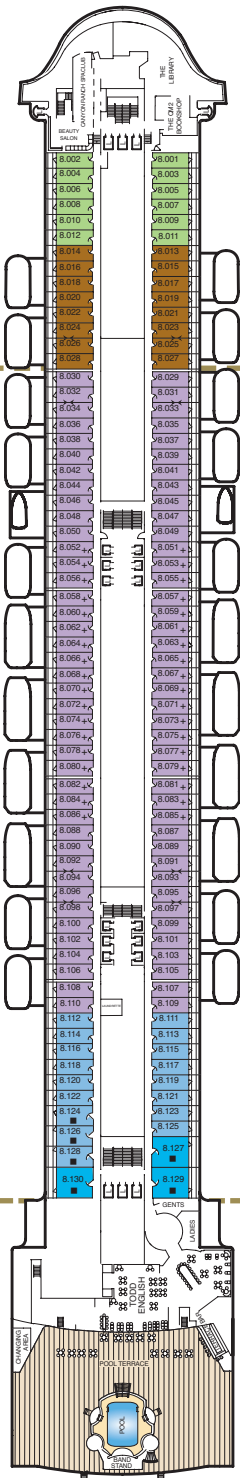
- L Lift
- ↔ Connecting staterooms
- + 3rd berth is a single sofa bed
- 3rd & 4th berth is a double sofa bed
- * 3rd & 4th berths are two upper beds
- † Staterooms have views obstructed by lifeboats
- Wheelchair accessible (stateroom sizes vary)
- ◇ Single level Q2 Suite



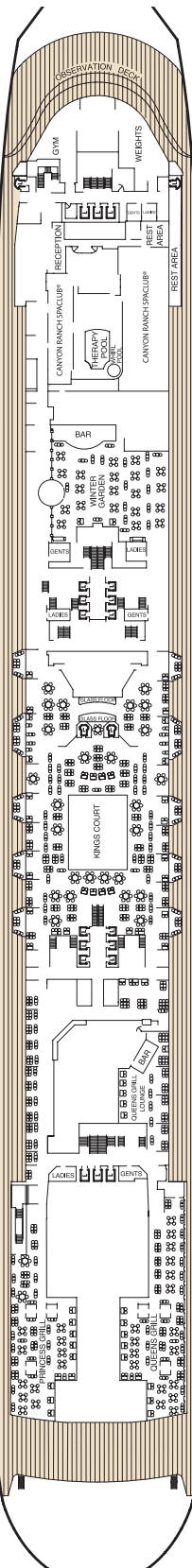
Deck 9 (High)
(Grand Duplexes/Duplexes, Penthouses, Queens Suites & Staterooms 9.001-9.082)



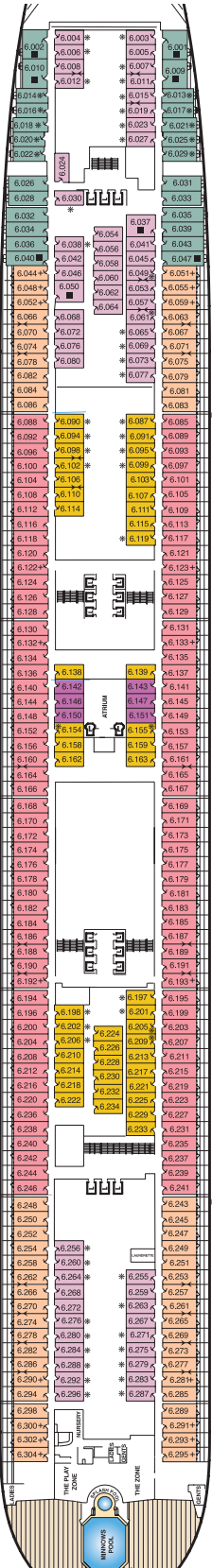
Deck 8 (High)
(Queens Suites & Staterooms 8.001-8.130)



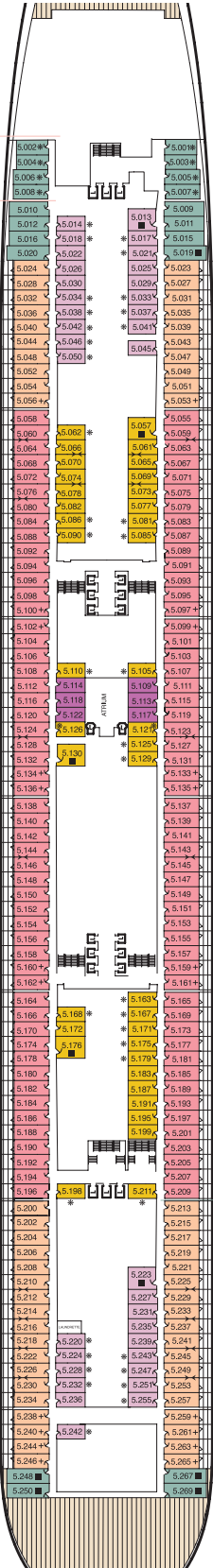
Deck 7



Deck 6 (Low)
(Staterooms 6.001-6.304)



Deck 5 (Low)
(Staterooms 5.001-5.269)



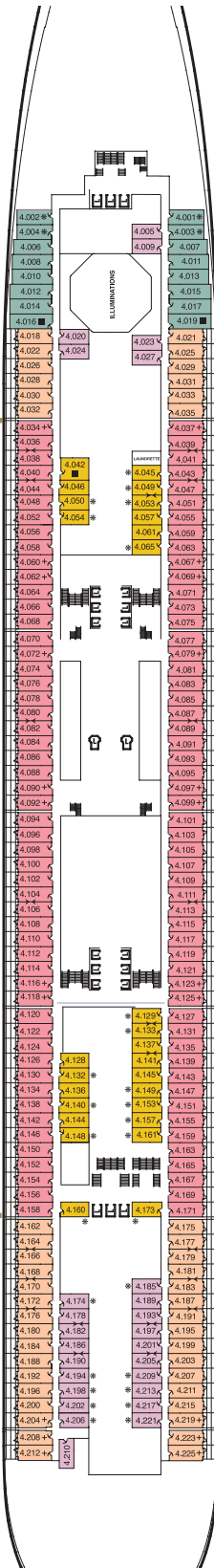


QUEEN MARY 2 DECK PLANS

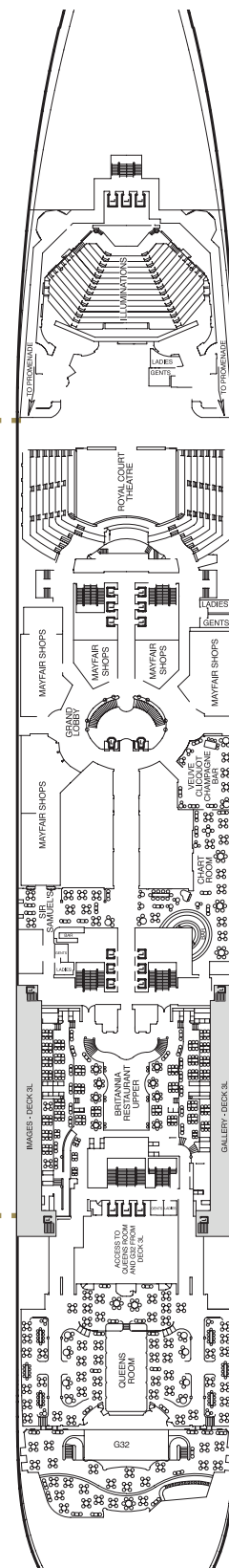
Stateroom Category

Grand Duplexes		
Aft High Deck 9	Q1	
Duplexes & Suites		
Forward/Aft High Decks 9,10	Q2	
Royal Suites		
Forward High Deck 10	Q3	
Penthouse		
Midships/Aft High Decks 9,10	Q4	
Queens Suites		
Midships High Decks 9,10,11	Q5	
Forward High Decks 9,10	Q6	
Midships High Decks 8,9	Q7	
Princess Suites		
Midships High Deck 10	P1	
Forward High Deck 10	P2	
Club Balcony		
Midships High Deck 12	AA	
Forward High Deck 12	AC	
Balcony		
Midships High Decks 8,11	BA	
Forward High Decks 8,11,12	BB	
Balcony (sheltered)		
Midships Low Decks 4,5,6	BC	
Forward/Aft Low Decks 4,5,6	BD	
Balcony (obstructed view)†		
Midships High Deck 8	DA	
Forward High Deck 8	DC	
Oceanview		
Forward/Aft Low Decks 4,5,6	ED	
Atrium View Inside		
Midships Low Decks 5,6	HB	
Standard Inside		
Midships High Decks 10,11,12	IA	
Midships Low Decks 4,5,6	IB	
Forward High Decks 9,10,11,12	IC	
Forward/Aft Low Decks 4,5,6	ID	

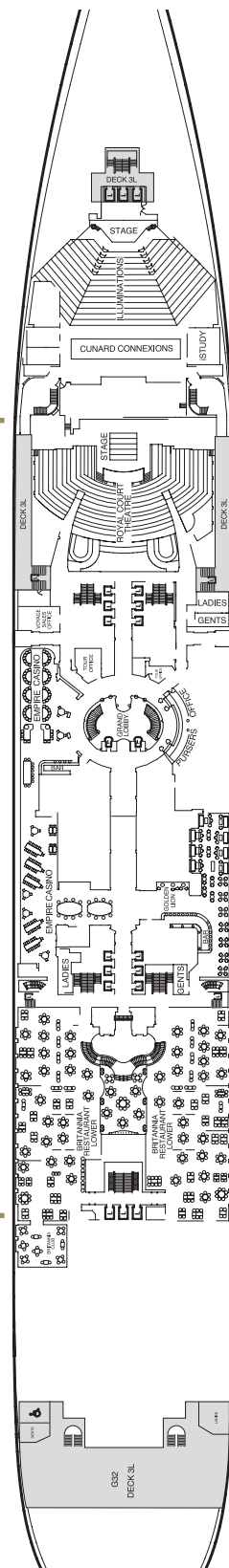
Deck 4 (Low)
(Staterooms 4.001-4.225)



Deck 3 & 3L



Deck 2 & 3L



Forward

Midships

Aft

Key to symbols

- L Lift
- Connecting staterooms
- + 3rd berth is a single sofa bed
- 3rd & 4th berth is a double sofa bed
- * 3rd & 4th berths are two upper beds
- † Staterooms have views obstructed by lifeboats
- Wheelchair accessible (stateroom sizes vary)
- ◆ Single level Q2 Suite