

DECK PLANS

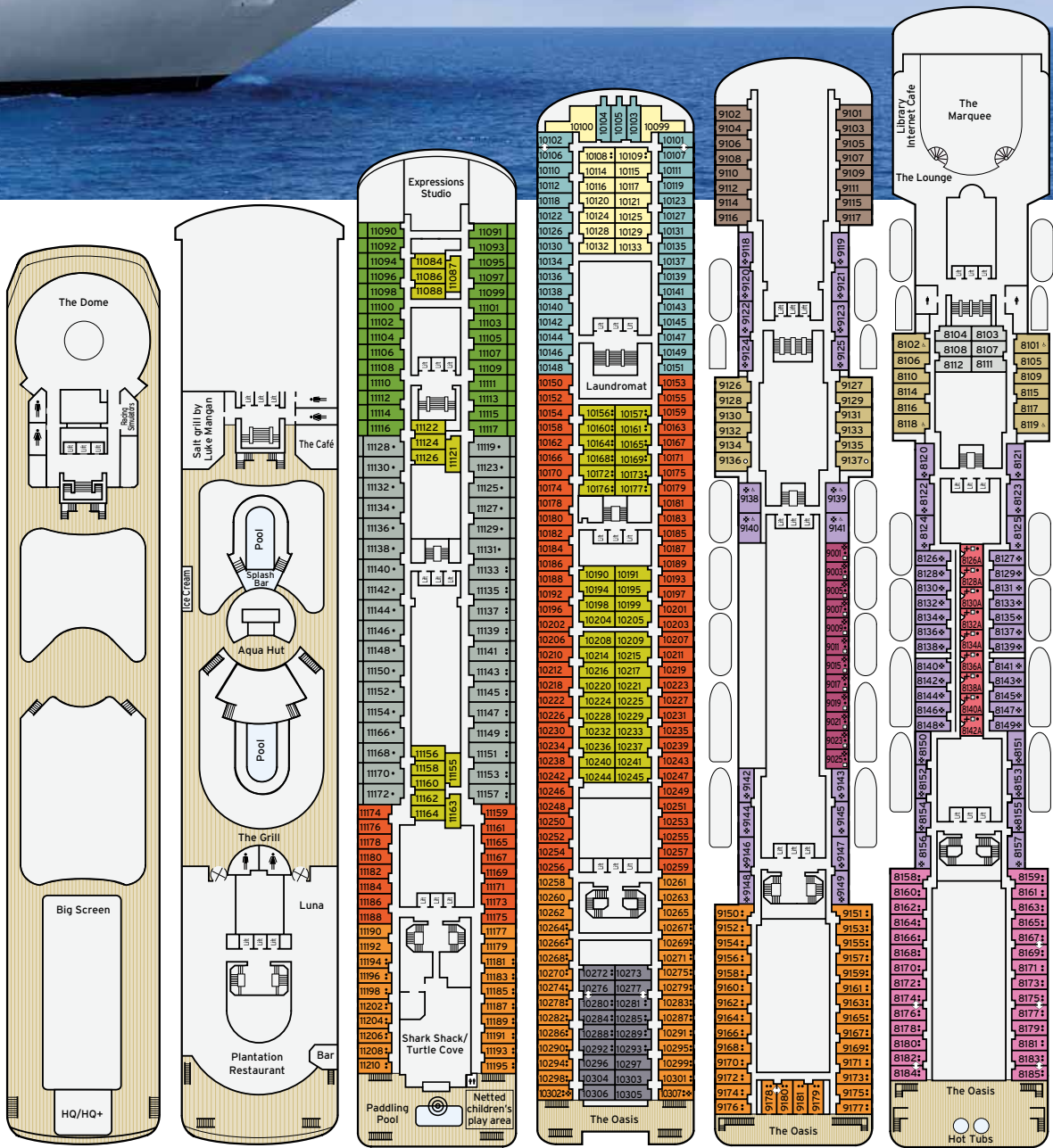
PACIFIC PEARL

- 1,800 guests, all berths
- 11 guest decks
- Maximum speed, 21.5 knots
- 247m/811ft in length
- 63,786 gross tonnage
- London, UK registration



FORWARD

AFT



DECK 14

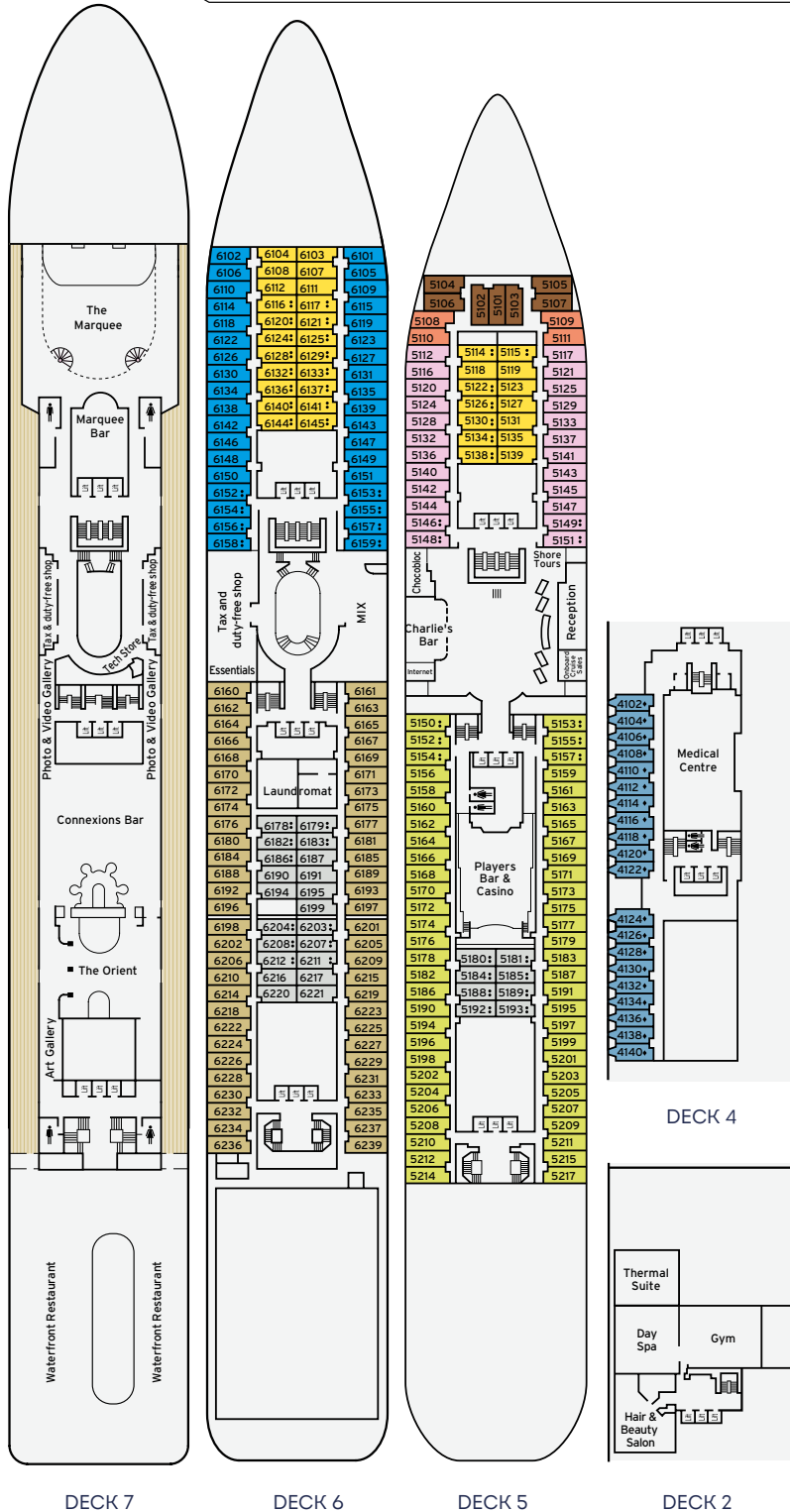
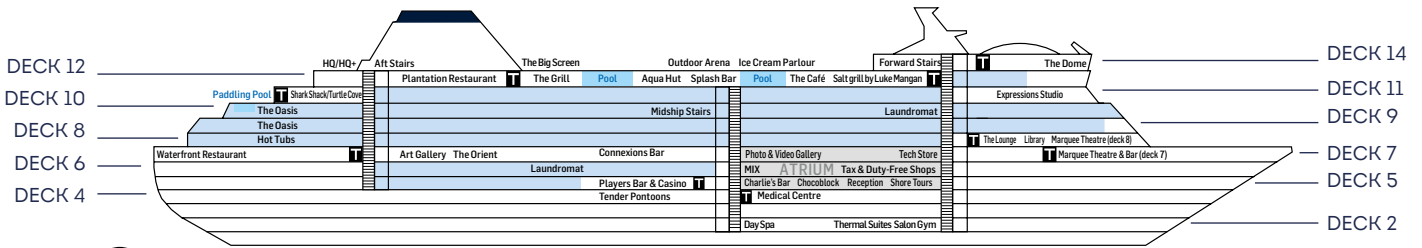
DECK 12

DECK 11

DECK 10

DECK 9

DECK 8



GRADING

MINI-SUITE



DECK 11

DELUXE BALCONY



DECK 11, Railing Balcony

OCEANVIEW



DECK 11, 10



DECK 6



DECK 9, 8, 6



DECK 5



DECK 5



DECK 5



DECK 11, 10, 9



DECK 4 Porthole



DECK 10



DECK 9, 8 Obstructed view



DECK 9



DECK 9 Obstructed view



DECK 8

INTERIOR



DECK 11, 10



DECK 6, 5



DECK 8, 6, 5



DECK 5



DECK 10



DECK 8



DECK 10

- THIRD BERTH AVAILABLE
- THIRD OR FOURTH BERTH AVAILABLE

- ◆ ROOM WITH PORTHOLE

- ◊ INTER-CONNECTING ROOMS

- ✳ OBSTRUCTED VIEW

- WHEELCHAIR-ACCESSIBLE ROOM

Includes wider doorways (to accommodate a wheelchair), no thresholds into the bathroom and more handrails around the bathroom. Please check at time of booking. Wheelchair-accessible rooms are twin only

- + ROOMS ARE SMALLER THAN THE AVERAGE FOR ROOM GRADE

- TWO FIXED LOWER BEDS. CANNOT BE CONVERTED TO A QUEEN-SIZE BED

- IT PUBLIC TOILET

VISIT POCRUISES.COM.AU TO VIEW PACIFIC PEARL'S INTERACTIVE DECK AND ROOM LAYOUTS.

Cots are available in selected rooms. Contact P&O Cruises for more information. Deck plans are for illustration purposes only. They are not to scale and are subject to change. In rooms 10103 to 10105, for navigational reasons, all curtains must be kept closed during the hours of darkness. Weather conditions or security issues may make it necessary for room portholes on deck 4 to be covered. For more information, contact P&O Cruises.