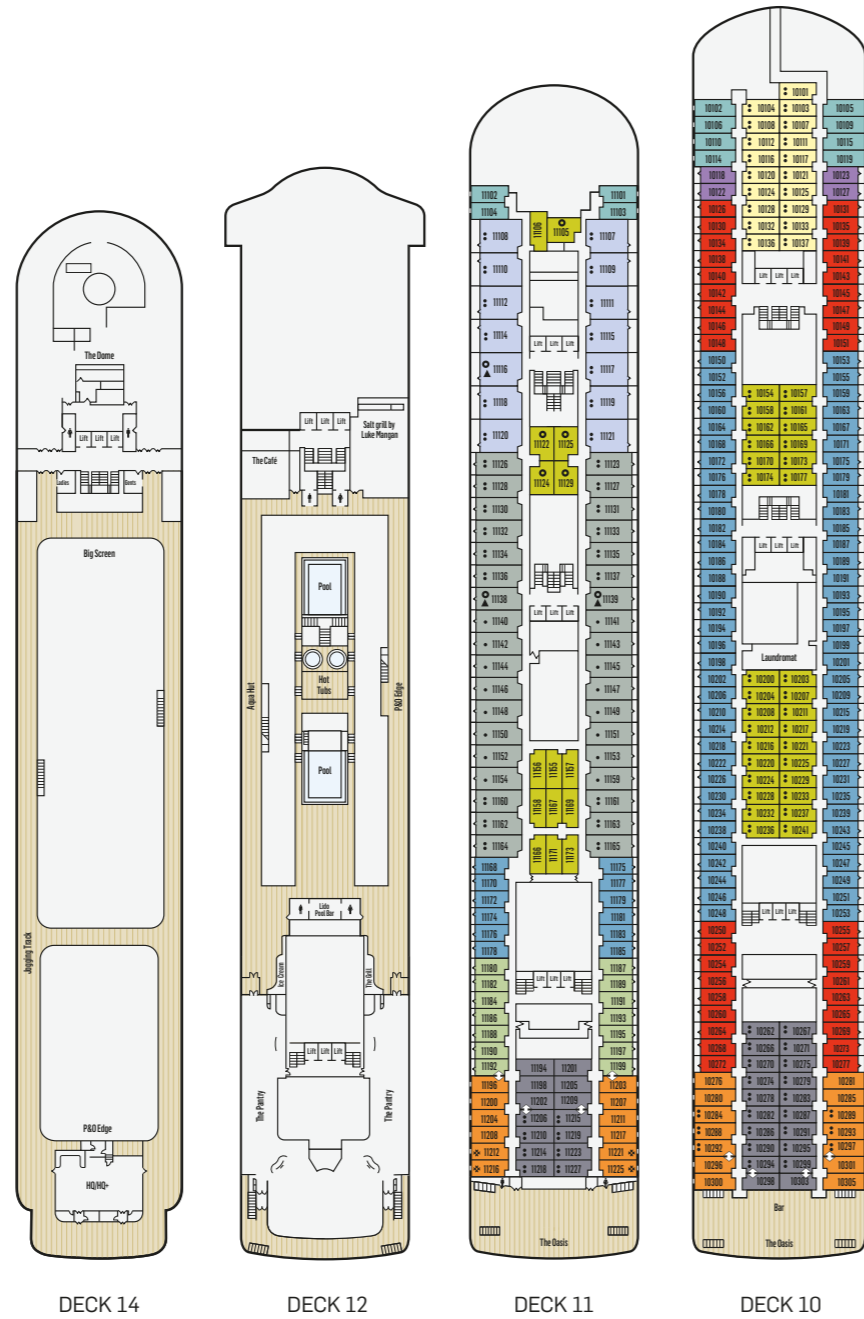


PACIFIC DAWN

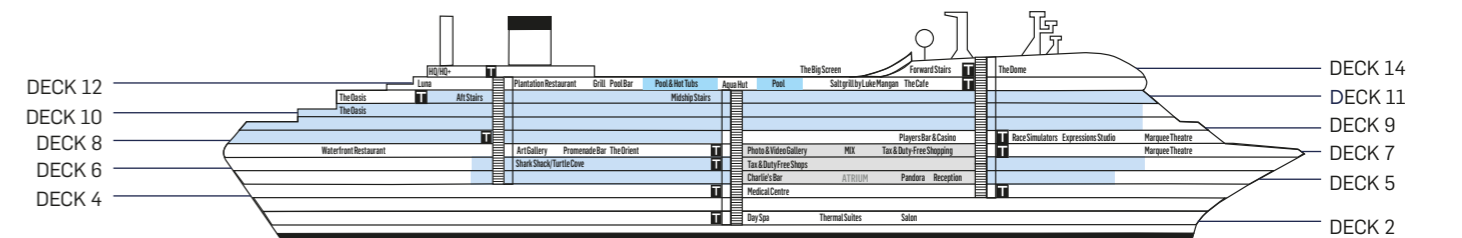
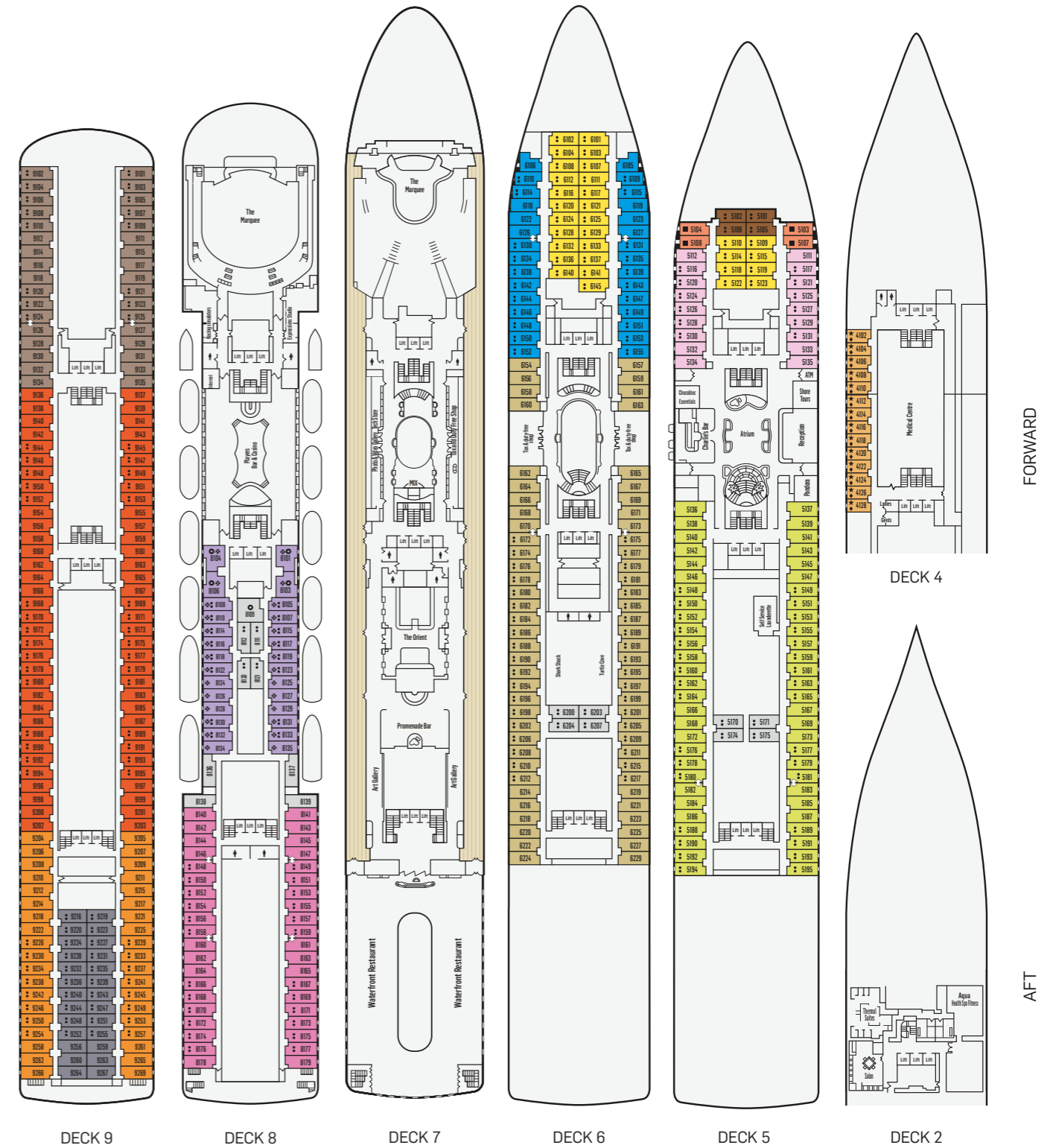
1,546 GUESTS, LOWER BERTHS | 11 GUEST DECKS
MAXIMUM SPEED, 22.5 KNOTS | 245M/811FT IN LENGTH
70,285 GROSS TONNAGE | LONDON, UK REGISTRATION

ROOM GRADING

- | | |
|-----------------------------------|-------------------------------|
| SUITE | MINI-SUITE |
| SA DECK 11 | MA DECK 11 |
| BALCONY | |
| BB DECK 11, 10 Railing Balcony | BD DECK 10 Railing Balcony |
| BC DECK 11 Railing Balcony | BE DECK 10 Railing Balcony |
| OCEANVIEW | |
| OA DECK 9 | OG DECK 8 |
| OB DECK 6 | OH DECK 6 |
| OC DECK 5 | OI DECK 5 |
| OD DECK 11, 10, 9 | OJ DECK 5 |
| OE DECK 10, 11 | OV DECK 8 Obstructed view |
| OF DECK 9 | OZ DECK 4 Porthole |
| INTERIOR | |
| IA DECK 11, 10 | ID DECK 10 |
| IB DECK 8, 6, 5 | IE DECK 6, 5 |
| IC DECK 11, 10, 9 | IF DECK 5 |



- Third berth available
- Third or fourth berth available
- ◆ Room with porthole
- ★ Two berth
- ◊ OZ-grade: one lower, one upper berth
- ↔ Inter-connecting rooms
- ✳ Obstructed view
- Wheelchair-accessible room
Includes wider doorways (to accommodate a wheelchair), no thresholds into the bathroom and more handrails around the bathroom. Please check at time of booking. Wheelchair-accessible rooms are twin only
- ▲ Room does not have a bathtub
- Fixed queen-bed, cannot be converted to twin beds
- Public toilet



Note: Deck plans are for illustration purposes only. They are not to scale and are subject to change. Bedding configuration of three and four berth rooms may vary, and it may not be possible to have queen bedding when the third and fourth beds (upper bunks) are in use. Please check with your travel agent or our Customer Service team at the time of booking for bedding configuration.