

Caribbean Princess®

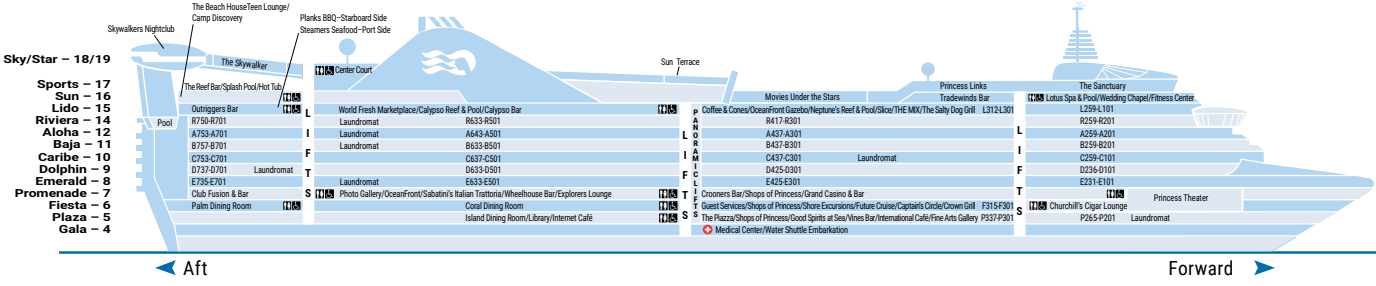
Guest Capacity: 3,140

Length: 952 ft.

Gross Tonnage: 112,894

Inaugural Cruise: April 3, 2004

Christened by: Jill Whelan ("Vicki" from *The Love Boat*)



- Sports - 17
- Sun - 16
- Lido - 15
- Riviera - 14
- Aloha - 12
- Baja - 11
- Caribe - 10
- Emerald - 9
- Dolphin - 8
- Promenade - 7
- Fiesta - 6
- Plaza - 5
- Gala - 4

← Aft

Forward →

Sports 17

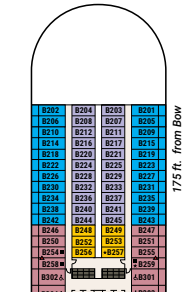
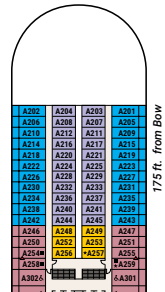
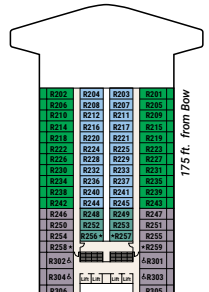
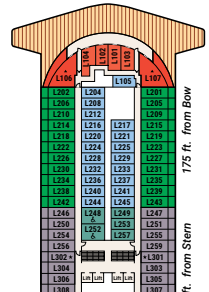
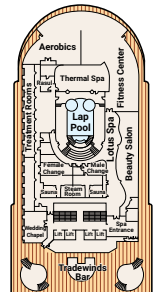
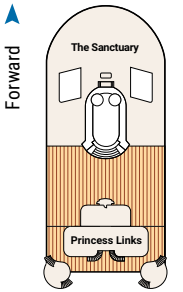
Sun 16

Lido 15

Riviera 14

Aloha 12

Baja 11



Forward ↑

← Aft

175 ft. from Bow

591 ft. from Stern

175 ft. from Bow

591 ft. from Stern

8 ft. from Stern

9 ft. from Stern

10 ft. from Stern

Public venues and stateroom categories may vary and are subject to change.

Stateroom Description

SUITE

- S1** Grand suite Aft (Aloha)
- S2** Owner's suite Aft (Aloha)
- S3** Penthouse suite Aft (Aloha, Caribe)
- S4** Penthouse suite Mid-ship (Riviera)
- S5** Premium suite Forward (Lido)
- S6** Vista suite Aft (Caribe, Dolphin, Emerald)
- S7** Window suite no balcony Mid-forward (Fiesta)
- S8** Two-bedroom family suite Forward (Dolphin)

CLUB CLASS MINI-SUITE

- M1** Premium Mid-ship (Dolphin)

MINI-SUITE

- MB** Mid-forward, Mid-aft (Dolphin)
- MD** Aft (Dolphin)

MINI-SUITE (CONT.)

- ME** Forward (Dolphin), Aft (Emerald)

BALCONY

- B1** Premium Mid-ship (Caribe)
- B2** Premium Mid-forward, Mid-aft (Caribe)
- B4** Premium Aft (Baja, Caribe, Dolphin, Emerald)
- BA** Mid-ship (Aloha, Baja)
- BB** Mid-forward, Mid-aft (Aloha, Baja)
- BC** Mid-forward (Lido, Riviera), Mid-aft (Riviera)
- BD** Aft (Aloha, Baja, Caribe)
- BE** Forward (Aloha, Baja, Caribe), Aft (Riviera)
- BF** Forward (Lido, Riviera)

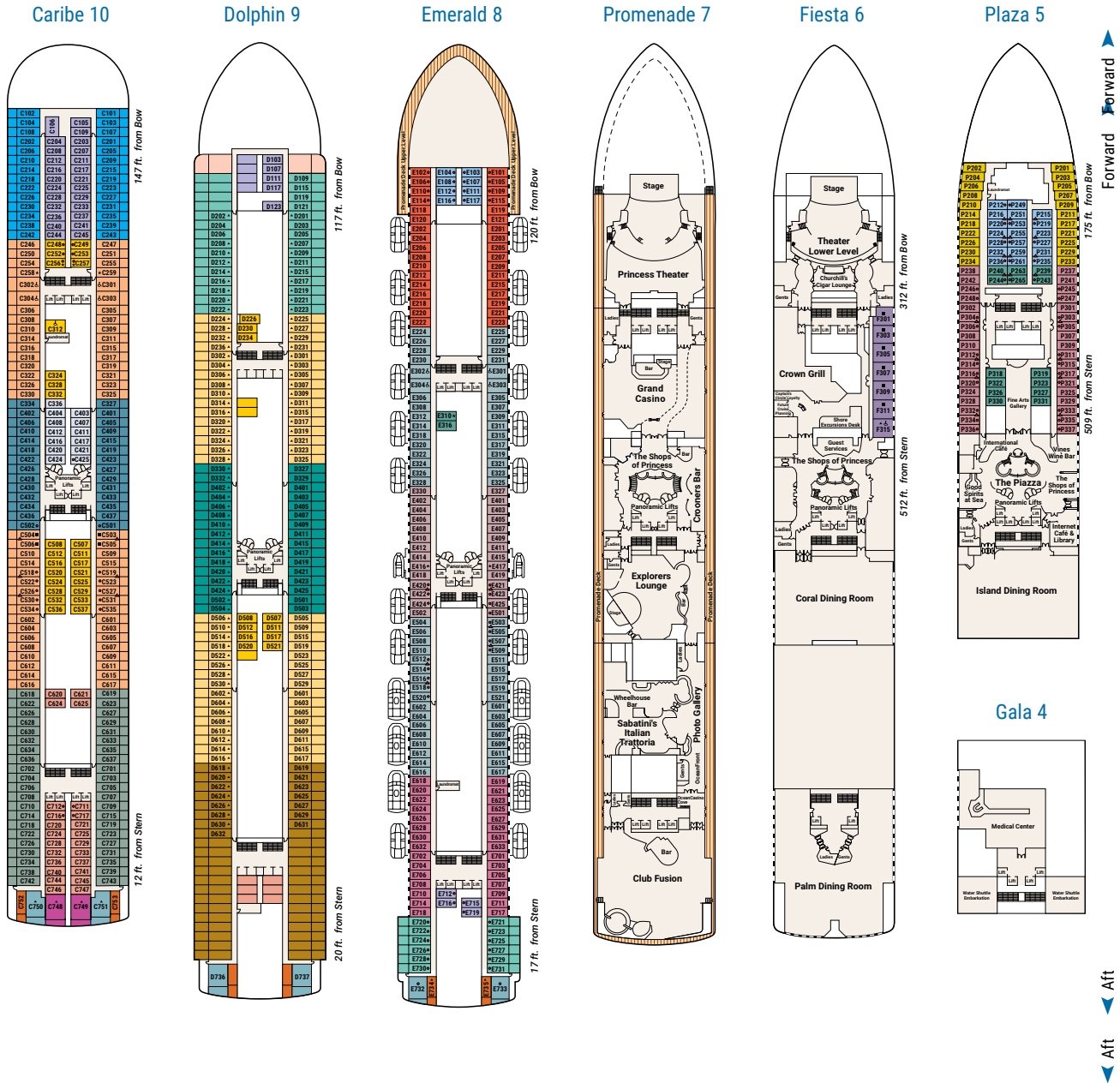
OCEANVIEW

- DC** Mid-forward (Plaza)
- OE** Portholes Aft (Riviera), Oceanview Aft (Emerald)

OCEANVIEW (CONT.)

- DF** Forward (Plaza)
 - DV** Obstructed view Mid-ship (Emerald)
 - DW** Obstructed view Mid-forward, Mid-aft (Emerald)
 - DY** Obstructed view Aft (Emerald)
 - OZ** Obstructed view Forward (Lido, Emerald)
- INTERIOR**
- IA** Mid-ship (Aloha, Baja, Caribe)
 - IB** Mid-forward, Mid-aft (Aloha, Baja, Caribe, Dolphin), Mid-ship (Riviera)
 - IC** Mid-forward (Lido, Riviera, Emerald, Plaza), Mid-aft (Riviera)
 - ID** Aft (Aloha, Baja, Caribe, Dolphin)
 - IE** Forward (Aloha, Baja, Caribe, Dolphin), Aft (Riviera, Emerald)
 - IF** Forward (Lido, Riviera, Emerald, Plaza)

- & Fully Accessible stateroom, roll-in shower only
- * Ambulatory Accessible stateroom, accessible features may include grab bars and /or fold-down shower seats
- Will accommodate third and fourth person
- Will accommodate third person
- Will accommodate third and fourth person, fourth berth is rollaway bed
- Two-bedroom family suites D105/D101 and D106/D102: Connecting staterooms with private balcony; will accommodate six to eight persons (D101 and D102 not shown separately)
- * Two twin beds not convertible to queen; shower only
- Portholes
- Connecting staterooms



Note: Some areas of the ship are not accessible to wheelchairs and scooters. Distances shown are from the bow (forward) or stern (aft) to the nearest stateroom. Certain stateroom categories may vary in size and configuration by ship. Stateroom views are considered unobstructed. Obstructions do not include certain nautical items like handrails, dividers or ship hardware. For balcony staterooms, the view is determined from the perspective of the balcony railing. Balconies may have either solid steel or glass railings. Upper berth and bed ladder capacities are 250 lbs. Staterooms that can accommodate rollaways have two lower berths and one upper berth, and the staterooms can accommodate a fourth berth as a rollaway bed upon request at time of reservation. There are a limited number of rollaway beds per ship, per voyage. Use of rollaway beds restricts cabin space. Call 1.800.774.6237 for more information.